



# Project Profile Data

## Charlesview Residences, Boston, MA, USA



### Project Data

Area: ca. 57,000 sq. ft. (5,300 m<sup>2</sup>)

Construction Year: 2013

Landscape architect:  
Stantec Planning and Landscape  
Architecture P.C., Boston

Contractor:  
Xquisite Landscaping Inc., Stoughton

System Build-up:  
"Recreational Park" with Stabilodrain®  
SD 30

Coordinates:  
42°21'39.93"N 71°8'16.67"W



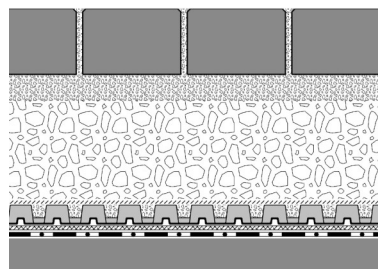
*This photograph hardly reveals that this beautifully designed courtyard is located on a roof.*

### Conception

Charlesview Residences, a mixed-use development in Boston's Allston-Brighton, was designed to a LEED® Silver certifiable standard by CBT Architects and connected to the surrounding neighborhood by new streets and parks. It includes approx. 25,000 sq. ft. (2,250 m<sup>2</sup>) of space for commercial and community uses and underground parking for 243 vehicles. The green roof includes planted areas, walkways and driveways and was thus realized best with the "ZinCo


Recreational Park" system. The core element of this build-up is the drainage element Stabilodrain® SD 30, an extremely stable and trafficable drainage element suitable for the installation of both hardscapes and softscapes. It allows wheel loaders to drive on it, e.g. during the base layer installation. Stabilodrain® elements easily bear the weight of the growing media plus plants and ensure at the same time an unhindered drainage of surplus water.

### System Build-up



- Paving
- Bedding layer
- Base layer
- Filter Sheet PV
- Stabilodrain® SD 30, filled with bedding material
- Filter Sheet PV
- Roof construction with root resistant waterproofing


### Development



*The drainage element Stabilodrain® SD 30 has been applied on the entire roof surface and completely filled with stone chippings.*



*The System Filter Sheet PV has been installed below and on top of Stabilodrain® SD 30.*



*The planting areas have been separated from the hardscape areas by low curbs on one side and by benches on the other side.*



*The courtyard, designed by the local Stantec landscape architecture department, has been very well received by the residents and the community at-large.*



*Only the garage entrance reveals that the courtyard is located on a roof surface.*